



TERMA
SINCE 1990



8 COLORS
CONFIGURATIONS



VEO ELECTRIC HEATING ELEMENT



THE TERMA SMART WI-FI SYSTEM:

- an innovative interior heating system with a self-learning control algorithm,
- the possibility of creating an individual configuration based on three types of devices and two types of sensors,
- a set of tools facilitating conscious energy management and savings, such as predefined system operation modes, individual schedules or window opening control,
- active adjustment of operating parameters to weather conditions,
- intelligent reduction of the temperature in an empty house and raising it when residents return home;
- possibility of remote control over the system operation via the Internet,
- *Child lock* function (parental control) for all devices,
- no need to install an expensive module for communication between devices.

FUNCTIONS AND FEATURES

FUNCTIONALITY

The remotely controlled VEO Smart heating element offers 5 room temperature settings ranging from 15 to 28 °C, a convenient DRYER function and a 7-day work schedule. The full functionality of the heating element is available through the TERMA Smart control application. The built-in temperature sensor allows basic operation control, but an external temperature and humidity sensor (shared by several devices in one room; sold separately) is designed for precise measurement of temperature in the entire room. The heating element can be installed both vertically and horizontally.

REMOTE CONTROL

The device can be controlled remotely by means of the free TERMA Smart control application (Android / iOS) installed on any portable device (e.g. smartphone or tablet) that allows you to connect to the Wi-Fi network. From a single mobile device, you can control any number of Smart series devices, both locally from home and externally, via the Internet. The Smart system consists only of heating devices and sensors, and no additional control module is required.

SAFETY

The device is equipped with automatic protection against overheating and the ANTIFROST function preventing the radiator from freezing. The device signals alarm states directly on the interface and through the control application.

DESIGN AND CONSTRUCTION

The 5-segment LED indicator shows the currently set operating temperature, signals the TIMER activation or active protection functions. The control panel adapts to the installation position of the heating element (vertical or horizontal). The Smart SPLIT connector allows you to connect the controller to a Smart heating element of any power. Two power supply options are available – a cable or a special rotary connector with a masking cover.

COLOUR

Main housing with the control panel in white or black. Decorative side covers in the following colours: white, silver, chrome and black. The device is also available in any RAL colour and Terma special colours (brass and gold) subject to a minimum order of 100 pcs per colour.



TECHNICAL DATA

Power supply: 230 V / 50 Hz

Device protection class: Class I or Class II

Power supply connection: PB*, PW, SW, MS*

Radiator connection: G 1/2"

IP code**: IPx5

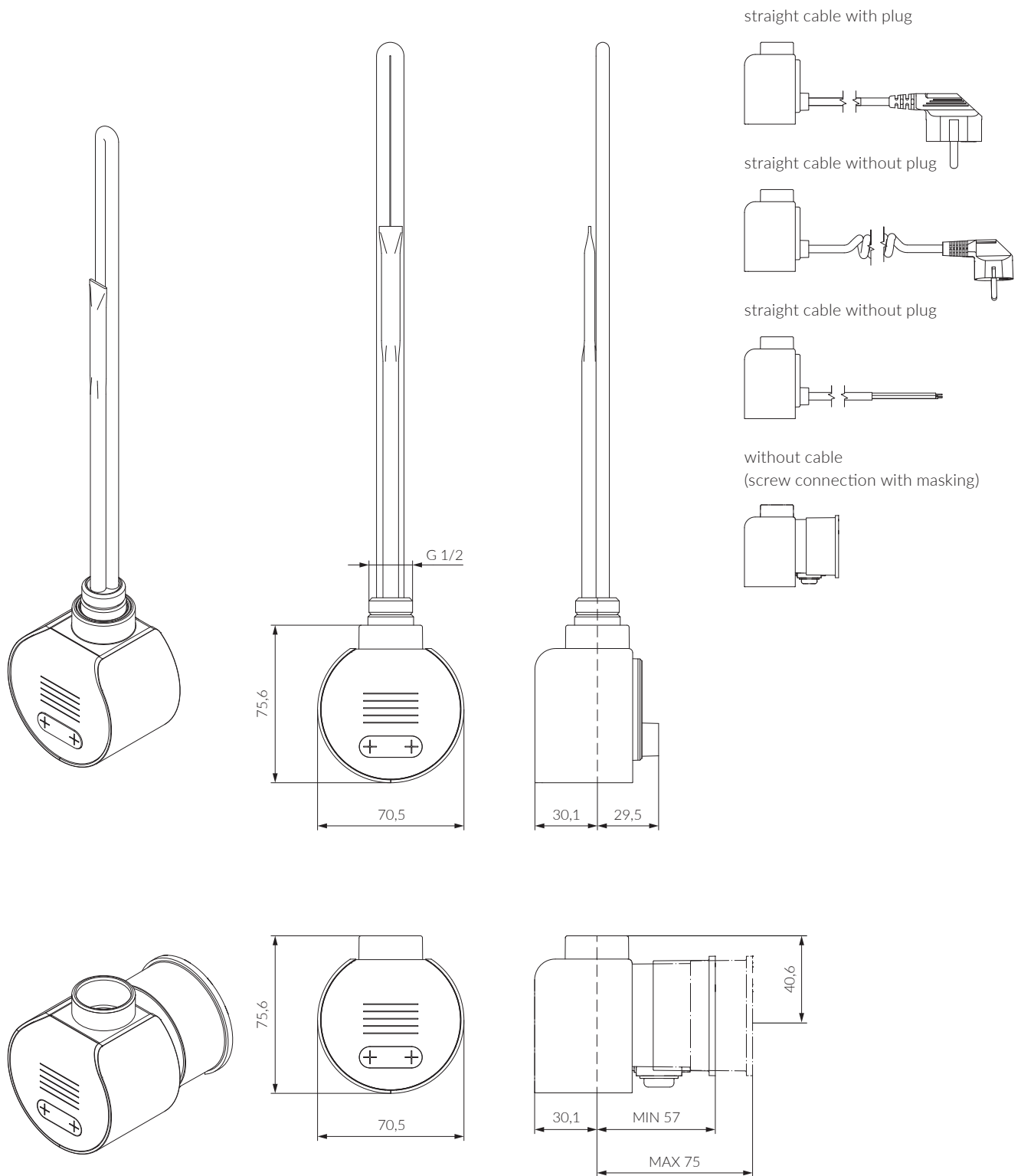
Temperature measurement: room temperature

Power range: Class I 120–2000 W, Class II 100–2000 W

* device intended for permanent connection to the mains

** IP code specifies the degree of protection provided by enclosure

TECHNICAL DRAWING



HEATING ELEMENT LENGTH

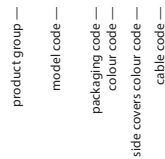
SS1 (Class I)	power [W]	120	200	300	400	—	600	800	1000	1200	1500	1800	2000
	length [mm]	325	285	310	345	—	375	485	575	670	860	1025	1130
SS2 (Class II)	power [W]	100	200	300	400	500	600	800	1000	1200	1500	1800	2000
	length [mm]	165	220	260	350	350	465	600	670	670	670	670	670

CODE CONFIGURATION TABLE

VEO CONTROLLER

product group code	model code	model	packaging code	packaging	housing colour code	housing colour	side covers colour code	side covers colour	connector code	cable type
WE	VEO SEO	VEO (Class I) VEO (Class II)	K	cardboard	W B	white black	WX BX SX CX	white black silver chrome	W P U S	straight cable with plug straight cable without plug spiral cable with plug (only class I) screw connection with masking cover (without cable)

Sample order code: WE|VEO|K|B|B|X|S




SS1 AND SS2 HEATING ELEMENT

product group code	model code	model	power code	power	packaging code	packaging	colour code	colour	connector code	Split connector
WE	SS1 SS2	SS1 (Klasa I) SS2 (Klasa II)	01 01 02 03 04 05 06 08 10 12 15 18 20	120* 100** 200 300 400 500** 600 800 1000 1200 1500 1800 2000	K	cardboard	---	none	D E	Class I Split connector Class II Split connector

* power option available only for class I device

** power option available only for class II device

Sample order code: WE|SS1|20|K|---|D





TERMA SMART

TAILOR-MADE APPLICATION

Allows the comfort of remote management of each Terma Smart wi-fi heating device.

Makes it easier to manage home by dividing it into heating zones and setting separate system operating parameters for each of them.

Provides measurable economic benefits through easy optimization of energy consumption for heating the house.

Helps to maintain high thermal comfort at all times by means of work schedules adjusted to individual needs.

Allows easy monitoring of the operation of devices throughout the home.

Allows easy monitoring of the costs generated by the system.

Allows the integration of any number of heating devices, which makes it a perfect room temperature management system in flats and apartments.

SAFETY AND SMART OPTIONS

User safety is ensured by drivers based on temperature control algorithms, and each heating device has a type-specific thermal protection to prevent overheating. The AntiFrost protection function and the (optional) window opening sensor remain active in the background.

The self-learning Early Start function and the three operating modes (Comfort, Balanced and Economic) support the individual preferences of the user. The SMART location function reduces the temperature in each room whenever all the inhabitants leave the house.